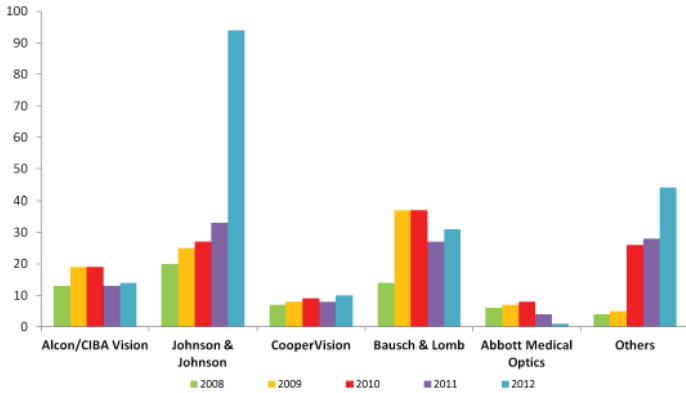


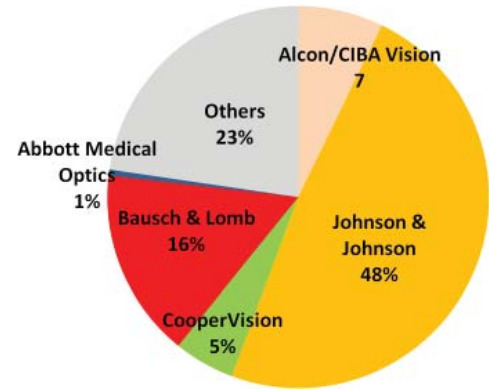
INDUSTRY MEMBERSHIP

78 new Industry members joined in 2012 - Industry members now amount to 26% of total membership.

Industry Membership Growth 2008-2012

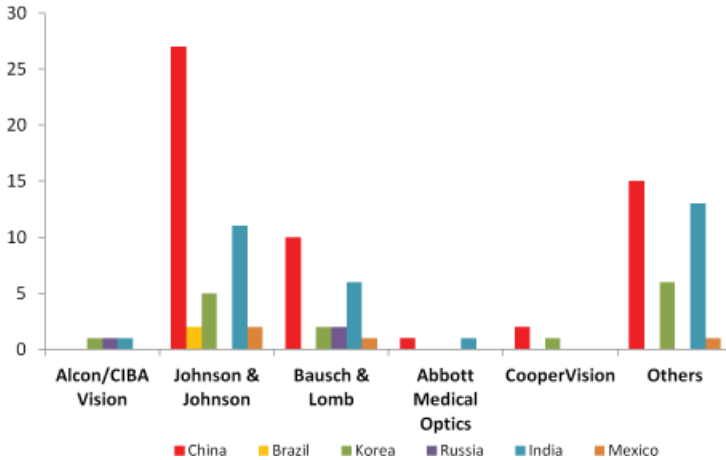


2012 Total Industry Membership

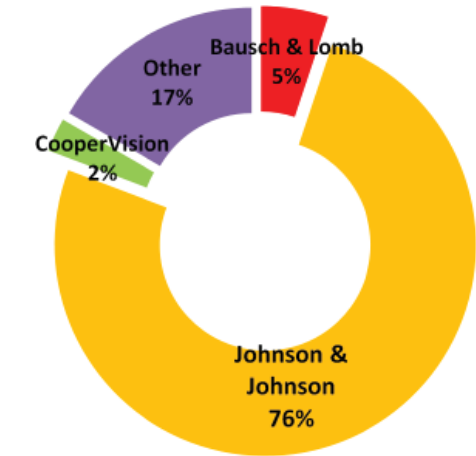


57% of Industry members are from global priority countries.

Industry Membership Growth 2008-2012



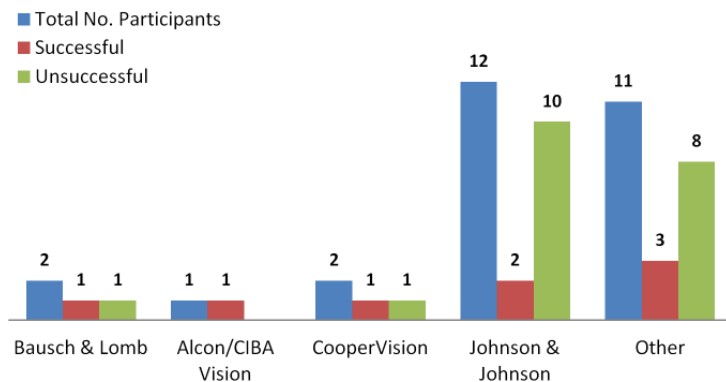
2012 Total Industry Membership



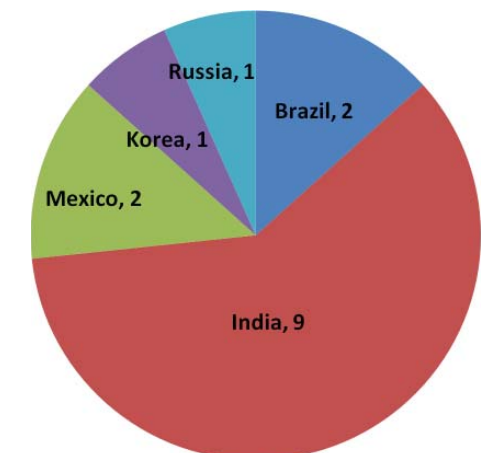
INDUSTRY MEMBER PROGRAM PARTICIPATION

28 Industry members - 15 from priority countries - participated in the 2011 Accreditation Exam: 3% of Industry members achieved a successful outcome.

Accreditation Exam 2011: Industry Participants and Outcomes



Industry Member Participation by Global Priority Country



IACLE STUDENT TRIAL EXAM

Exam participation has increased 35% since 2008 with the help of industry grants. CooperVision has generously sponsored 500 students in China and 600 students in Korea in 2012.



1,100 students sponsored by CooperVision in Asia Pacific in 2012!

2012 MEETINGS WITH INDUSTRY

COUNTRY	MEETING TYPE	TOTAL NO. OF MEETINGS	TOTAL NO. OF ATTENDEES
China	Industry Meetings	4	8
Korea	Industry Meetings	2	6

2012 KEY PERFORMANCE INDICATORS

KEY PERFORMANCE INDICATORS	2009	2010	2011	2012
Total Membership	767	774	667	740
Fellows of IACLE	199	280	255	281
Resource Centres	133	152	160	164
Student Trial Exams (no. of students)	1,509	1,403	1,606	1,806
Academic Institutions	353	374	482	523
Students Reached	12,355	13,090	16,870	18,305

Note: Since 2011, statistics only include active members and their institutions.

IACLE'S STRATEGIC INITIATIVES
Delivery of effective teaching
Educator meetings and Train-the-Trainer programs
Development of educational resources
Collaborating with institutions
Facilitating relationships between members and industry
Institutional demographics database